

Inserti filettati RIVSERT zigrinati ciechi

Closed end RIVSERT knurled rivet nuts

SFTC-Z

34003

■ Acciaio

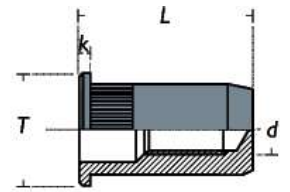
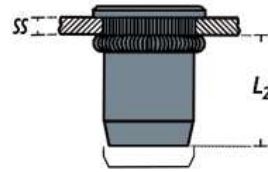
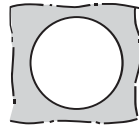
Steel




Fusto cilindrico zigrinato cieco

Closed end knurled cylindrical shank

Testa tonda

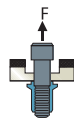
Dome head





d		T	k	SS	L	L ₂	Tipo	Codice		
mm	mm	mm	max	mm	mm	min ÷ max	Model	Item code	pz	pz
M3	5.0	8.0	0.8	0.5 ÷ 2.0	13.0	9.5 ÷ 10.5	SFTCZ0302005	4369400	1000S	20000
				1.5 ÷ 3.5	14.5	9.5 ÷ 10.5	SFTCZ0303505	3512900	1000S	20000
M4	6.0	9.0	0.8	0.5 ÷ 2.0	16.0	10.5 ÷ 11.5	SFTCZ0402006	3622500	1000N	8000
				2.0 ÷ 4.0	18.0	10.5 ÷ 11.5	SFTCZ0404006	4369300	1000N	8000
M5	7.0	10.0	1.0	0.5 ÷ 3.0	17.0	11.0 ÷ 12.0	SFTCZ0503007	2877600	500N	6000
				3.0 ÷ 5.0	19.0	11.0 ÷ 12.0	SFTCZ0505007	2516900	500N	5000
M6	9.0	12.0	1.3	0.5 ÷ 3.0	19.0	11.5 ÷ 13.0	SFTCZ0603009	3151800	250N	3000
				3.0 ÷ 5.0	21.0	11.5 ÷ 13.0	SFTCZ0605009	4369500	250N	3000
M8	11.0	15.0	1.5	0.5 ÷ 3.0	21.5	13.5 ÷ 15.0	SFTCZ0803011	3622600	250N	2000
				3.0 ÷ 5.5	24.0	13.5 ÷ 15.0	SFTCZ0805511	4369700	250P	1500
M10	13.0	17.0	1.6	1.0 ÷ 3.5	27.0	18.5 ÷ 20.0	SFTCZ1003513	4369800	100N	1000



Applicazione
Application



d			Kg	N	Kgm	Nm
mm	mm	mm				
M3	5.0	5.0	430	4300	0.1	1
M4	6.0	6.0	740	7300	0.4	4
M5	7.0	7.0	1160	11450	0.7	7
M6	9.0	9.0	1720	16900	1.5	15
M8	11.0	11.0	2460	24200	2.6	26
M10	13.0	13.0	3160	31000	4.5	45