

Inserti filettati RIVSERT A4 (Aisi 316)

A4 RIVSERT rivet nuts (Aisi 316)

ITEP/A4

34104

Acciaio inox A4

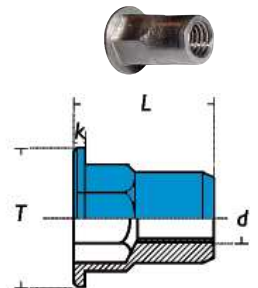
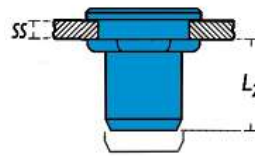
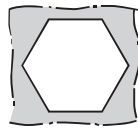
A4 stainless steel




Fusto semiesagonale aperto

Open semi-hexagonal shank

Testa tonda

Dome head



d		T	k	SS	L	L ₂	Tipo	Codice		
mm	mm	mm	max	mm	mm	min ÷ max	Model	Item code	pz	pz
M5	7.0	10.0	1.0	0.5 ÷ 3.0	12.5	7.2 ÷ 7.7	ITEPA40503007	4125500	250S	8000
M6	9.0	12.0	1.5	0.5 ÷ 3.0	16.0	9.3 ÷ 9.7	ITEPA40603009	4422100	250S	4000
M8	11.0	15.0	1.5	0.5 ÷ 3.0	17.5	10.8 ÷ 11.5	ITEPA40803011	4194900	250N	2000
M10	13.0	17.0	1.5	0.8 ÷ 3.5	23.0	15.0 ÷ 16.5	ITEPA41003513	5018600	100N	1500



Applicazione
Application

Acciaio inox A4

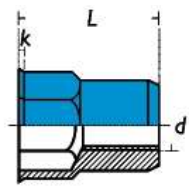
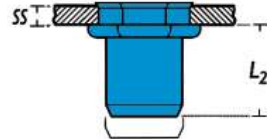
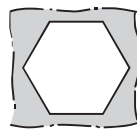
A4 stainless steel

Fusto semiesagonale aperto

Open semi-hexagonal shank




Testa ridotta

Reduced head



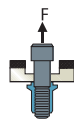
IREP/A4



34127

d		T	k	SS	L	L ₂	Tipo	Codice		
mm	mm	mm	max	mm	mm	min ÷ max	Model	Item code	pz	pz
M4	6.0	6.5	0.5	0.5 ÷ 2.0	12.0	6.5 ÷ 7.5	IREPA4040206	4632600	500S	14000
M5	7.0	8.0	0.7	0.5 ÷ 3.0	14.0	6.8 ÷ 7.2	IREPA4050307	4421900	250S	8000
M6	9.0	10.0	0.7	0.5 ÷ 3.0	14.5	9.4 ÷ 9.6	IREPA4060309	4230600	250S	4000
M8	11.0	12.0	0.7	0.5 ÷ 3.0	17.0	9.5 ÷ 10.0	IREPA4080311	4422000	250N	2500



Applicazione
Application



d			Kg	N	Kgm	Nm
mm	mm	mm				
M4		6.0	530	5195	0.7	7
M5		7.0	1230	12060	1.4	14
M6		9.0	2300	22540	2.2	22
M8		11.0	3210	31460	3.2	32
M10		13.0	4100	40180	5.4	54