

Rivetti FIORIV TT

FIORIV blind rivets

FAFT

02000

■ Corpo in alluminio

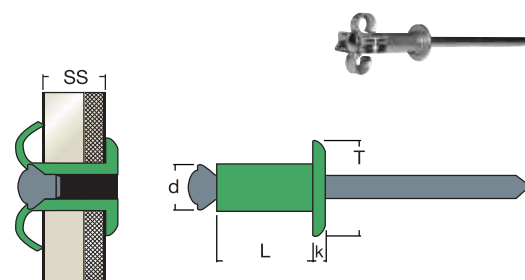
Aluminium body






■ Chiodo in acciaio

Steel mandrel

Testa tonda

Dome head



d		L	L ₁	T	k	SS			Tipo	Codice		
mm	mm	mm	mm	mm	max	mm	N	N	Model	Item code	pz	pz
3.2	3.50	11.5		6.5	0.9	2.0 ÷ 5.0	800	1200	FAFT32011	1518800	1000P	8000
		15.0				6.0 ÷ 11.0			FAFT32015	1518900	1000P	7000
4.0	4.25	12.0		8.0	1.0	3.0 ÷ 6.0	1200	1400	FAFT40012	0047400	1000P	6000
		16.0				6.0 ÷ 10.0			FAFT40016	0047600	500N	5000
		20.0				10.0 ÷ 14.0			FAFT40020	0047800	500P	4000
		26.0				14.0 ÷ 18.0			FAFT40026	0062000	500P	3000
5.0	5.25	12.0		9.5	1.1	2.0 ÷ 6.0	2000	2400	FAFT50012	0048200	500P	4000
		16.0				6.0 ÷ 10.0			FAFT50016	0048500	500P	4000
		20.0				10.0 ÷ 14.0			FAFT50020	0048900	500P	3000
		25.0				14.0 ÷ 18.0			FAFT50025	0049100	250N	2500
		30.0				18.0 ÷ 22.0			FAFT50030	1715600	250P	2500
		35.0				22.0 ÷ 27.0			FAFT50035	0049300	250P	2000
		40.0				27.0 ÷ 32.0			FAFT50040	0049400	200P	2000
		45.0				32.0 ÷ 37.0			FAFT50045	0049500	200P	1500
50.0				37.0 ÷ 42.0			FAFT50050	0049600	200P	1500		



Fioriv su metallo
Fioriv on sheet metal



Fioriv su vetroresina
Fioriv on fibreglass



Fioriv su mattone forato
Fioriv on hollow brick

Il rivetto FIORIV si riconosce dalla testa del chiodo in quanto presenta sotto testa quattro tacche che intagliano il corpo del rivetto al momento della posa.

You can recognize a FIORIV blind rivet looking at the head of the mandrel; under the head there are four notches that cut the blind rivet body during the fastening.